
600362

2019



-4
-4
-10
-12

	Jiangxi Copper Company Limited
	JCCL

	7666	7666
	0791-82710117	0791-82710112
	0791-82710114	0791-82710114
	j ccl @j xcc. com	j ccl @j xcc. com

	15
	335424
	7666
	330096

	http://www.jxcc.com
	jccl@jxcc.com

	www.sse.com.cn
	7666

✶

A			600362	-
H			358	-

			16	1
			1	22
			27	28
			2008	9 — 2019 6

(%)

	1,249,587	

6.			0	
	56,557,584	27,803,965	-28,753,619	-23,060,866
	-434,273	-1,203,155	-768,882	



		1	0.43		2
2.78					
2					
3					
				20	
140 /		100			29.99%
2019					
			—		
		"		"	
"	"	1996	LME		
				LME	LMBA
			LME		

" " 74.93
 3.51% 10.2 0.2% 12.88
 0.17% 169.01 8.13% 45% 3917
 4.82% 207.86 0.03% 129.96 , 8.03%
 46.41 1.85% 6.28
 23.16%

105 042 933 126
 104,505,429,936 537 503 190 0.51%
 1,277,630,707 1,300,277,340
 22,646,633 1.77%
 0.38 0.37
 0.01 2.7%

()
 1

			%
	105,042,933,126	104,505,429,936	0.51
	101,034,401,131	100,898,140,141	0.14
	299,530,003	327,220,816	-8.46
	831,683,381	733,779,374	13.34
	552,632,756		

2
(1)

(2)

()

: :

	46,659,871	-277,854,148	324,514,019
	-457,561,667	-540,675,462	83,113,795
	134,057,409	346,060,473	-212,003,064
	75,047,784	568,021,711	-492,973,927

()

1.

		%		%	%	
	17,990,228,572	13.52	9,741,327,663	9.47	84.68	1



1	1,799,023	,
824,890 (84.68%),		
2	38,054	,
(44.2%),		11,663
3		

17	80,898	38,642
(-32.33%),		
18	561,559	322,726
135.13%	2019	2018
19	359,490	
346,150 (-2594.84%),		
20	34,435	293,765
(-89.51%),		
21	49,401	49,401
(100%),		
22	1,570	4,444
(-73.9%),		
23	14,444	
3,530 32.35%		
24	39	39
(100%),		
25	20,188	8,540
(73.31%),		

2.

	16,987,673,429	
	628,961,273	141,654,603
		487,306,670
	998,839,258	998,839,258

	1,467,444,761	
	530,068,459	

		51	6,630
		100	1,299.05
		25%	637.74

(1)

2019	3	4			
				221,653,960	
15,600,000				3,975,000	
15,900,000				15,900,000	273,028,960
			29.99%		
2,976,015,664					
2019	6	27			

(2)

(3)

--	--	--	--	--

-			0	
	2,272,120,712	2,098,455,287	-173,665,425	-100,291,449
		694,422,210	694,422,210	
	94,258,438	78,455,048	-15,803,390	47,598,038
	2,883,906,210	2,978,881,264	94,975,054	74,338,434
	18,521,067,451	26,445,751,071	7,924,683,620	209,105,193

()

()

1 2019 6 30

%

		2,260,000	100	11,238,636	-342,996	13,250,084	-25,524
		200,000	100	2,998,850	2,930,473	2,034,404	-97,587
		261000	100	384,807	-326,633	0	-14,290
		30,000	100	1,795,630	731,494	352,500	14,038
		46,209	100	474,490	-125,487	64,463	-27,374
—		1,253,600	98.15	1,365,859	1,204,000	496,362	47,029

()

14,000	100	8,253,446	1,113,270	9,057,707	13,381
--------	-----	-----------	-----------	-----------	--------

Valuestone Global Resources Fund I LP("Fund I")			150,000	66.67	377,660	240	377,420	4,729	6,276
			20,000	20	4,428	1,177	3,251	15,006	-306
			19,000	49	20,654	346	20,308	127,764	1,289
			11,580	38	3,547	1,997	1,550	0	-31



()

			3	2016 12 21				

1.

“

”

“

”

()

	www.sse.com.cn 2019-030
59.05%	www.sse.com.cn 2019-031

()

()

()

()

()

1

2

3

								:	:	
							(%)			
						263,709,435	1.26			
						298,700,586	0.47			

7,511.12	

2

3

4

()

1

2

						2019	1	1	2019
12	31					12			
	2								
160,000						67,492			
		227,492							
3	2018	8	23				"		"
				"					"
									1
							2018	9	13
	2018						2019	6	30
									7



		0.094717	0.00097	0.028	GB13271-2014		
			0.00073	0.021			
			10.69	12.265mg/m ³			
			0.0057	0.0379 mg/m ³			
	pH		/	6.7			
			0.3082	52.875			
			0.0117	2.0015			

SS

2

0.4 0.0119 0.0768 mg/m³

/	6000	2007 27 524	2010
		2008 14 180	2013

2050

2027

5.

6.

()

()

()

()

(2018 12 7 " ")

()

()

21 ——
2019 1 1 " 33 "

(

	3,821,534	15,724,533	0.45	0			
	0	6,784,000	0.20	0			

	1
	2

" "

1,382,414,442
241,768,000 H

39.92%

H

1,140,646,442

32.94%

()

10

()

()

						%	:	:
2017	17 01	143 304	2017- 9-20	2022- 9-21	500,000, 000	4.74		

			%	
--	--	--	---	--

2019

2019 6 30

2019 1-6

2019 1-6

()

2019 6 30

2019 6 30 ()

2019 1-6

2019

()

2019 1-6 ()

(
003556 1997 1 24 ()
()
1997 6 12 (H)
2002 1
11 (A)
2009 10 29 H
2009 11 27 H
15

()

2019 8 29

(

(

15

(201

2019 1-6 ()

()

_____ / _____

2018 21 ()
2018 35)

2019 1 1

33

1.

2019 6 30

2019 6 30

2.

1 1 12 31

()

()

()

4. ()

()

()

(

)

()

()

5.

()

()

()

5.

()

()

()

8.

()

9.

()

()

9. ()

()

()

9. ()

_____ ()

) (

()

()

9. ()

12

()

()

9. ()

()

()

9. ()

()

()

10.

()

()

()

12.

()

(

)

()

()

()

13.

()

()

12-45

3-10%

2.00-8.08%

()

()

()

14.

12-45	3-10%	2.00-8.08%
8-27	3-10%	3.33-12.13%
4-13	3-10%	6.92-24.25%
5-10	3-10%	9.00-19.40%

15.

()

()

16.

- (1)
- (2)
- (3)

(1)

(2)

3

()

()

17.

25-50
20
10-50
5-20

()

18.

()

()

19.

20.

_____ (_____)

()

()

21.

()

()

22. ()

_____ / _____

()

()

24A. (2019 1 1)

(1)

(2)

(3)

(4)

24B. (2019 1 1)

2019 1-6 ()

()

24C.

()

()

12

35,000

25. (2018)

()

25. (2018)()

26.

2019 1-6 ()

()

26. ()

27.

()

()

27. ()

(1)

(2)

2019 1-6 ()

()

()

28. ()

()

()

28. ()

29.

30.

()

()

31.

()

()

()

32.

12

()

()

32.

()

_____ ()

()

()

()

32.

()

_____ ()

()10

)

(

()

()

32.

()

_____ ()

(1)

(2)

(3)

(4)

(5)

-

-

()

()

33.

2019 1-6 ()

()

33. ()

_____ ()

2019 1-6 ()

33. ()
()
_____ ()

()

()

33.

()

_____ ()

2019 1-6 ()

()

1.

13% 16% 3% 5% 6% 10% 11%
()
2019 4 1
13% 16%

1% 5% 7% 3%

(15%-25%)

2%-8%

2.

2019

a)

(

()

()

()

()

()

3.

=====

=====

1

-

()

()

3. ()

_____ ()

2019 6 30 2019 7
2019 9 (2018 12 31 2019 1 2019 3)

2019 6 30
4,149,357 (2018 12 31 3,400,716)
3 ()
46

-

() ()
)



()

()

3. ()

_____ ()

2

()

()

4.

=====

5.

()

()

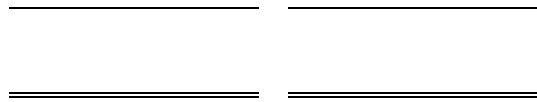
5. ()

()



()

6.



()

()

7.

2019 6 30

2018 12 31

()

()

7. ()

()

()

7. ()

2019	6	30		
286,368,611			140,173,600	4,333,194
		44,968,698		

8.

■

()

()

9.

()

()

9. ()

12

2019 1-6

()

()

9. ()

2019 6 30

()

()

10.

()

()

10. ()

2018

()

()

11.

2019 1-6

()

()

12.

()

()

13.

2019 1-6

()

()

()

13. ()

2019 1-6

_____	_____	_____	_____
=====	=====	=====	=====

2018

_____	_____	_____	_____
=====	=====	=====	=====

14.

2019 6 30

()

()

15.

2019 1-6

()

()

16. ()

()

2018 12 31

()

()

17.

2019 6 30

()

()

2018 12 31

()

()

17. ()

2019 6 30

()

()

18. ()

2019 1-6

()

()

18. ()

2018

()

()

19. (2019 6 30)

()

()

(

()

()

21.

_____	_____
_____	_____
=====	=====

2019 6 30

303,530,646) 303,530,646 (2018 12 31

22.

()

()

23.

/

()

()

23.

/ ()

=====

=====

()

()

26. ()

(iii)	2019 6 30	142,580,263	
	(2018 12 31	250,000,000)	(2018
	12 31	372,616,389)	
	218,715,066	(2018 12 31	
	225,150,000)	19,309,395 (2018 12	
	31	339,000,000)	

(iv)

1 (1)

()

()

27.

()

()

30.

2

2019 6 30 2018 12 31

1

31.

()

()

2019 1-6

()



()

2019 1-6

_____	_____	_____	_____	_____
=====	=====	=====	=====	=====

2018

()

()

34. ()

(ii) 2019 6 30

()

()

37.

()

()

41.

(

()

()

43.

2019 1-6

()

()

()

44.


2019 1-6

()



()

46.



()

()

()

48.

2019 1-6

_____	_____	_____	_____
=====	=====	=====	=====

2018

()

()

49.

2019 6 25	2019	3,462,729,405
0.2 ()	2018	
692,545,881	2019 7	

50.

_____	_____
_____	_____
=====	=====

()

()

50.

()

()

()

51.

52.

()

()

53.

=====

=====

()

()

54.

()

()

56.

()

()

57. ()

(2)

()

()

57. ()

(3)

()

()

59.

()

()

61.

()

()

64.

=====
=====

=====
=====

65.



()

()

65.

()

()

()

65.

()

(1)

()

()

65. ()

(2)

66.

1 2019 6 30

16,987,673,429

(2018 12 31 12,125,857,224)

2 2019 6 30
31)

141,654,603 (2018 12

487,306,670 (2018 12 31)

()

()

66. ()

3	2019	6	30	(2018	12	31
100,000,000)					
4	2019	6	30	998,839,258	(2018	12
31		737,796,500)			
5	2019	6	30	1,467,444,761	(2018	12
31		1,716,864,558)			
6	2019	6	30	530,068,459	(2018	12
31		379,391,482)			
7	2019	6	30	218,715,066	(2018	12
31		597,766,389)			
8	2019	6	30	19,309,395	(2018	12
31		339,000,000)			

()

()

()

68.

2016 12 6			(
)			
		150,487,769	
	39,403,908		
		135,084,474	31,499,040
		23,308,163	(2018 12 31
23,308,163)			
2018 5			
134,753,961		12,702,657	
	8,733,261		
			94,404,763
1,432,328	2018 12 31		60,352,788
2019 6 30			

()

()

()

_____ ()

()

()

()

()

_____ ()

()

1. **а3**

		(%)
--	--	-----

98.33%	1.67%
	(1)

98.89%	-
--------	---

()

()

1.

()

()

		(%)	
		100.00%	-
)	(-	74.97% (1)
	-	98.15%	-
	"	92.04%	-
)	"	-	70.00%
)	(100.00%	-
)	(100.00%	-
)	(100.00%	-
)	(100.00%	-
)	(-	100.00%
)	(

.5 § ? (q^DzjS @ 3Y0•

()

()

1.

()

()

		(%)	
		100.00%	-
)	(100.00%	-
)	(100.00%	-
		100.00%	-
)	("	100.00%	-
))	57.14%	-
	()	100.00%	-

()

()

1.

()

()

[Redacted] (%) [Redacted]

()

()

1.

()

()



()

1.

()

()

1

1.67%

74.97%

44.10% / P A MCID 3832 842

51%

2 2015 9

()

()

()

2.

()

2019 6 30

()

()

2.

()

2018 12 31

()

()

2.

()

=====

=====

()

1.

2019 6 30

()

()

1. ()

2019 6 30

()

()

2.

2019 6 30

3,287,088,690 (2018 12 31 4,347,650,904) 2019 6
30 1 12
()

2019 6 30

3.

()

()

/

()

()

3.

()

()

•

•

()

()

3.

()

()

12

(

•

12

•

()

()

3. ()

()

2019 1-6

()

()

3. ()

()

2019 6 30
)

(

()

()

3. ()

2019 6 30

()

2019 6

()

()

3.

()

) (

()

()

4.

2019 6 30 2018 12 31

2019 6 30 2018 12 31
57.79% 49.42%

()

()

1.

()

()

1.

()

2018 12 31

()

()

()

()

2.

()

()

()

3.

()

()

5.

1.

()

()

4.

5.

(1)

()

()

5.

()

(1)

()

()

()

5.

()

(1)

()

=====

2017 2 13
/) 2018 2019 2017 ()
2019 12 31 ()
(
) 200,000

()

()

5.

()

(1)

()

()

()

5.

()

(16n-8)

()

()

5.

()

(4)

6.

()

()

6.

()

=====

()

()

6.

()

=====

=====

()

()

6.

()

()

1.

(1)

()

()

2.

2019

2019	6	30		1,318,735,400	(2018	12	31
			1,036,392,000)			23,984,000
(2018	12	31		25,492,000)		

2019

2011

2015

1,081,872,419

6

()

1

()

2

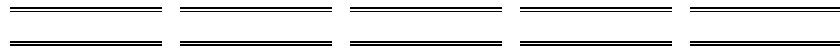
22

()



()

2. ()



()

()

()

()

()

4.

()

()

4. ()

2019 6 30

()

()

5. ()

(1)

2019 6 30

()

()

5. ()

(2)

2019 1-6

()

()

6.

()

()

()

()

()

8.

1.

3.

